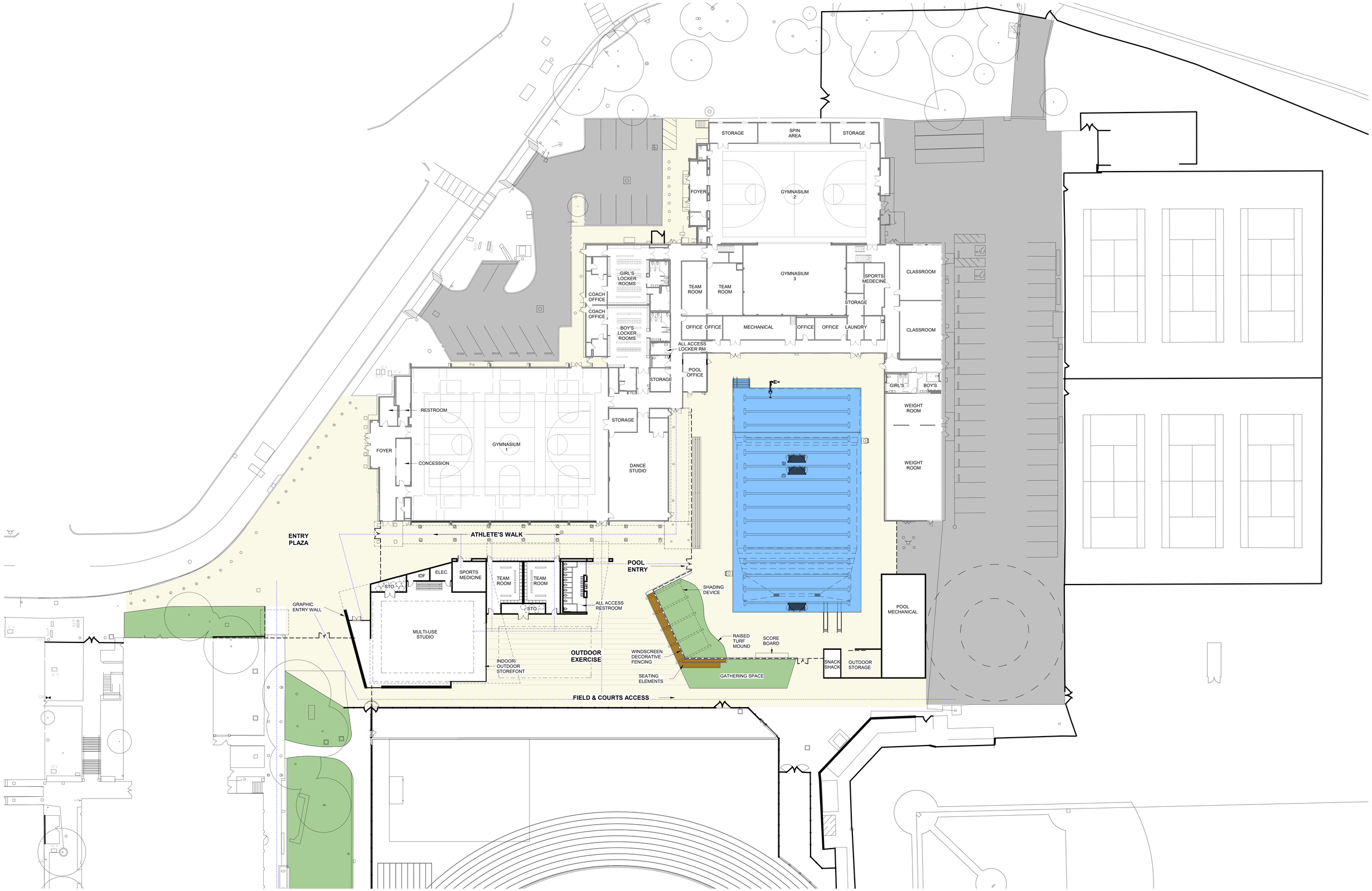

SAN RAFAEL HIGH SCHOOL

SITE PLAN

APRIL 19, 2023

HIBSER YAMAUCHI ARCHITECTS, INC.

GRAPHIC SCALES: 1/16" = 1'-0" (0, 5', 50') | 1/8" = 1'-0" (0, 5', 25') | 1/4" = 1'-0" (0, 1', 12') | 1/2" = 1'-0" (0, 1', 6') | 3/4" = 1'-0" (0, 4') | 1" = 1'-0" (0, 1', 3') | 1 1/2" = 1'-0" (0, 2') | 3" = 1'-0" (0, 1')

IF THIS SHEET IS NOT 30"x42" , IT IS A REDUCED PRINT SCALE ACCORDINGLY

1 **AQUATIC CENTER SITE PLAN**
1" = 20'-0"

LEGEND

NEW HARDSCAPE

NEW BUILDINGS & POOL

PATH OF TRAVEL, TECHNICAL REQUIREMENTS FOR ACCESSIBLE ROUTE
"ACCESSIBLE PATH OF TRAVEL AS INDICATED ON PLAN IS A BARRIER-FREE ACCESS ROUTE WITHOUT ABRUPT LEVEL CHANGES EXCEEDING ½" IF BEVELED AT 1:2 MAXIMUM SLOPE OR VERTICAL LEVEL CHANGES NOT EXCEEDING ¼" MAXIMUM AND AT LEAST 48" IN WIDTH. SURFACE IS STABLE, FIRM, AND SLIP-RESISTANT. CROSS-SLOPE SHALL NOT BE STEEPER THAN 1:48 AND SLOPE IN THE DIRECTION OF TRAVEL SHALL NOT BE STEEPER THAN 1:20. ACCESSIBLE PATH OF TRAVEL SHALL BE MAINTAINED FREE OF OVERHANGING OBSTRUCTIONS TO 80" MINIMUM AND FREE OF OBJECTS PROTRUDING MORE THAN 4" FROM THE WALL, ABOVE 27" AND LESS THAN 80" ABOVE THE FLOOR. ARCHITECT SHALL VERIFY THAT THERE ARE NO BARRIERS IN THE PATH OF TRAVEL."

DESIGN PROFESSIONAL IN GENERAL RESPONSIBLE CHARGE STATEMENT:
THE POT IDENTIFIED IN THESE CONSTRUCTION DOCUMENTS MEETS THE REQUIREMENTS OF THE CURRENT APPLICABLE CALIFORNIA BUILDING CODE (CBC) ACCESSIBILITY PROVISIONS FOR PATH OF TRAVEL REQUIREMENTS FOR ALTERATIONS, ADDITIONS AND STRUCTURAL REPAIRS. AS PART OF THE DESIGN OF THIS PROJECT, THE POT WAS EXAMINED AND ANY ELEMENTS, COMPONENTS OR PORTIONS OF THE POT THAT WERE DETERMINED TO BE NON-COMPLIANT WITH THE CBC HAVE BEEN IDENTIFIED AND THE CORRECTIVE WORK NECESSARY TO BRING THEM INTO COMPLIANCE HAS BEEN INCLUDED WITHIN THE SCOPE OF THIS PROJECT'S WORK THROUGH DETAILS, DRAWINGS AND SPECIFICATIONS INCORPORATED INTO THESE CONSTRUCTION DOCUMENTS. ANY NONCOMPLIANT ELEMENTS, COMPONENTS OR PORTIONS OF THE POT THAT WILL NOT BE CORRECTED BY THIS PROJECT BASED ON VALUATION THRESHOLD LIMITATIONS OR A FINDING OF UNREASONABLE HARDSHIP ARE INDICATED IN THESE CONSTRUCTION DOCUMENTS.

DURING CONSTRUCTION, IF POT ITEMS WITHIN THE SCOPE OF THE PROJECT REPRESENTED AS CBC COMPLIANT ARE FOUND TO BE NONCONFORMING BEYOND REASONABLE CONSTRUCTION TOLERANCES, THE ITEMS SHALL BE BROUGHT INTO COMPLIANCE WITH THE CBC AS A PART OF THIS PROJECT BY MEANS OF A CONSTRUCTION CHANGE DOCUMENT.

SAN RAFAEL CITY SCHOOLS

310 NOVA ALBION WAY
SAN RAFAEL, CA 94903
TEL: 415.492.3200 FAX: 415.492.3229

Revisions

Delta	Date	Revisions	By

This document is the property of the Owner and is not to be used without his written permission.

Architect/Engineer Of Record:

LICENSED ARCHITECT W. LEE POLLARD C-13315 11-30-2021 RENEWAL DATE STATE OF CALIFORNIA

HIBSER YAMAUCHI Architects, Inc.
300 – 27th Street
Oakland, CA 94612
510.446.2222 tel | 510.446.2211 fax

HY Architects Project number: 6010

Facility
SAN RAFAEL HIGH SCHOOL
150 3RD STREET SAN RAFAEL, CA 94901

Project
AQUATIC CENTER

Sheet Title
AQUATIC CENTER SITE PLAN

Client Project Number: Client Proj. #

Scale: As indicated
Drawn By: AA
Checked By: LP
Issue Date: Issue Date
Revit Version: 2023

Sheet
A1.00

5/18/2023 11:38:38 AM C:\Revit_Locals\6010_SRHS_Aquatic_Center_R23_akinstMPK2Q.rvt

IF THIS SHEET IS NOT 30"x42" , IT IS A REDUCED PRINT SCALE ACCORDINGLY

GRAPHIC SCALES: 1/16" = 1'-0" | 1/8" = 1'-0" | 1/4" = 1'-0" | 1/2" = 1'-0" | 3/4" = 1'-0" | 1" = 1'-0" | 1 1/2" = 1'-0" | 3" = 1'-0"

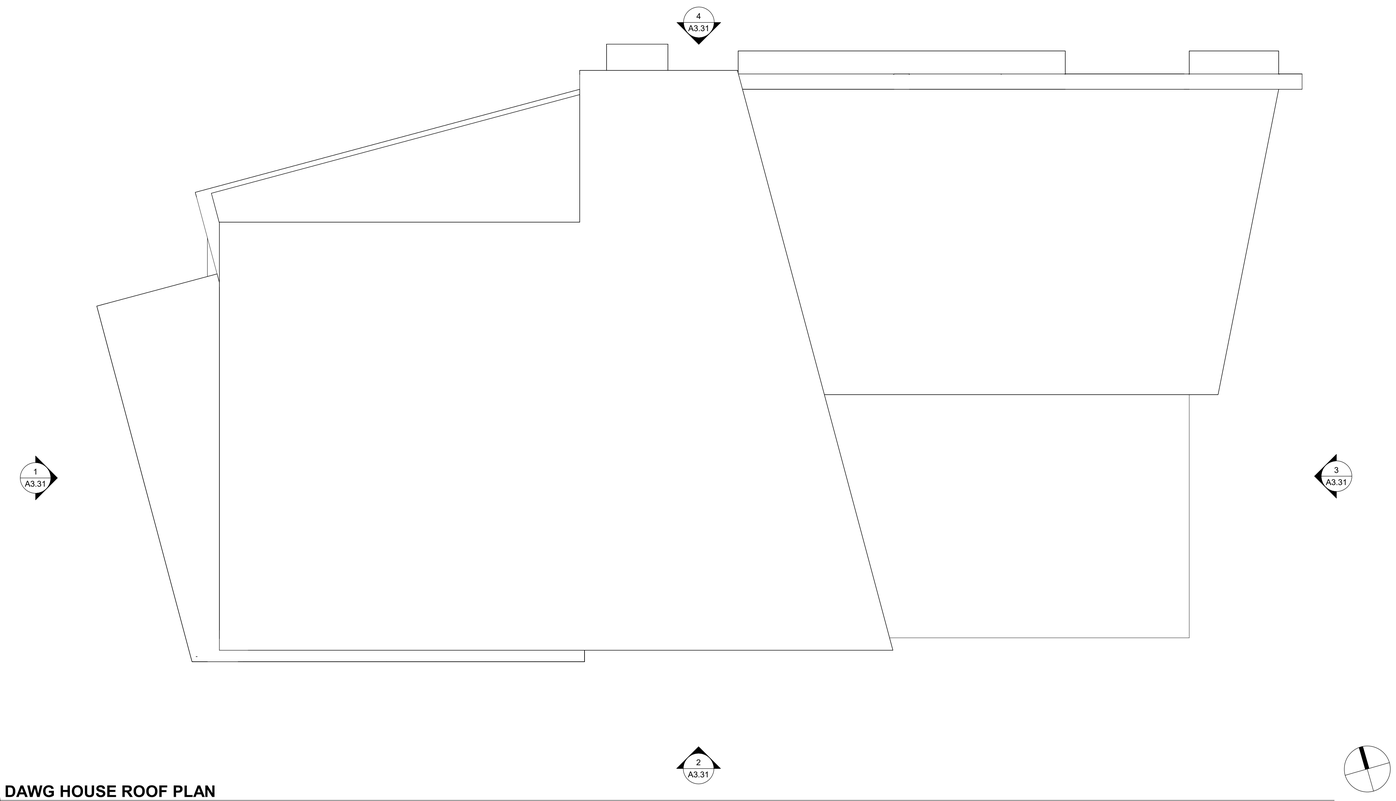

2 DAWG HOUSE ROOF PLAN
1/8" = 1'-0"

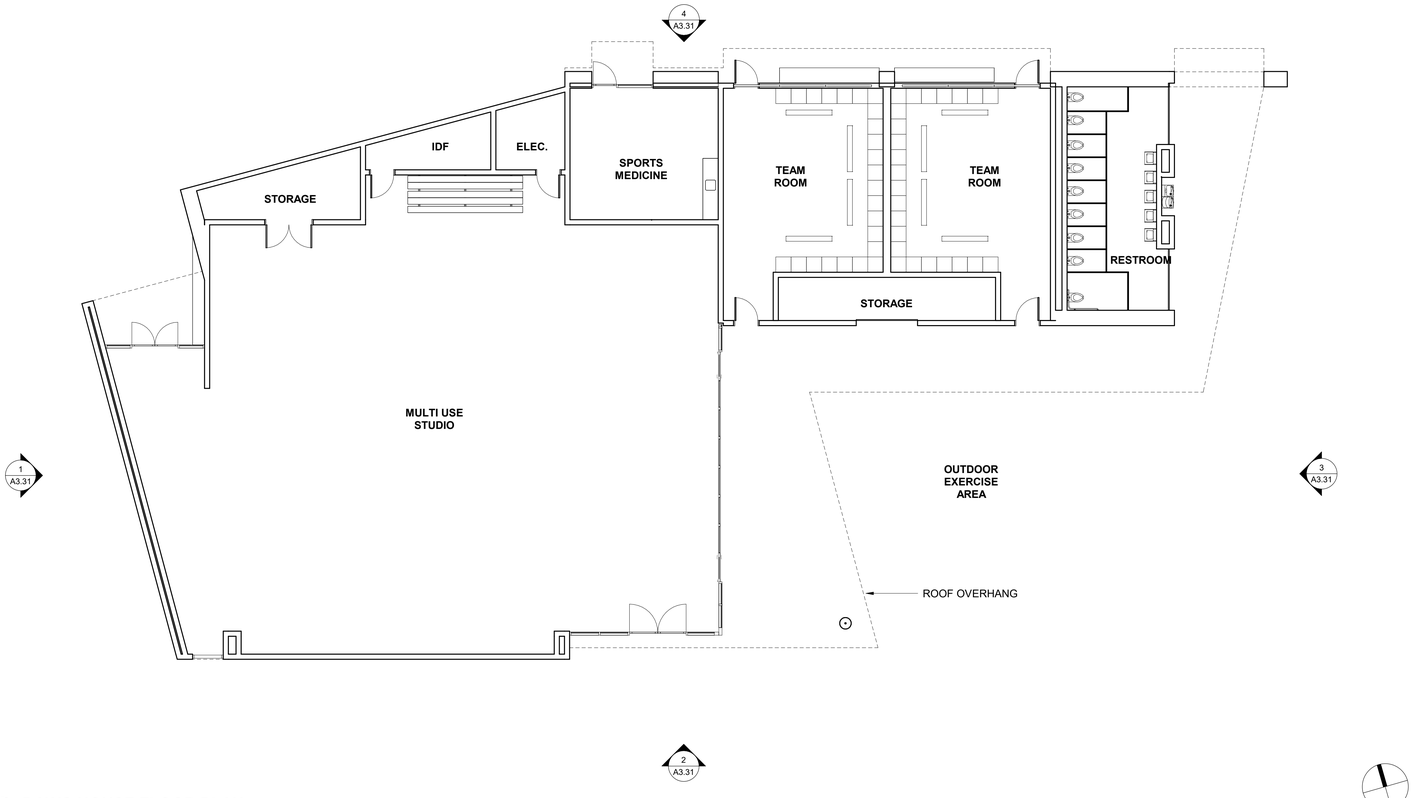

1 DAWG HOUSE FLOOR PLAN
1/8" = 1'-0"

GENERAL NOTES

1. DAWG HOUSE IS PROPOSED AS STEEL COLUMNS & BRACE FRAME SYSTEM, WITH ROOF TRUSS SUPPORTS.
2. ASSUME DEEP FOUNDATION SYSTEM WITH DRILLED PIERS, GRADE BEAMS, & STRUCTURAL SLAB FOUNDATION.
3. PROVIDE SPRUNG WOOD FLOOR FOR MULTI-USE STUDIO.
4. PROVIDE A/C FOR ALL ROOMS THIS BUILDING EXCEPT RESTROOMS.
5. 30' LONG NANO WALL AT MULTI-USE STUDIO.
6. PROVIDE SOUND AND VIDEO PROJECTION SYSTEM FOR MULTI-USE STUDIO.
7. POOL HOUSE MECHANICAL IS PROPOSED AS LIGHT GUAGE METAL FRAMING WITH SHEAR WALL PANELS.

SAN RAFAEL CITY SCHOOLS

310 NOVA ALBION WAY
SAN RAFAEL, CA 94903
TEL: 415.492.3200 FAX: 415.492.3229

Revisions

Delta	Date	Revisions	By

This document is the property of the Owner and is not to be used without his written permission

Architect/Engineer Of Record:

LICENSED ARCHITECT W. LEE POLLARD C-13315 11-30-2021 RENEWAL DATE STATE OF CALIFORNIA

HIBSER YAMAUCHI Architects, Inc.
300 – 27th Street
Oakland, CA 94612
510.446.2222 tel | 510.446.2211 fax

HY Architects Project number: 6010

Facility
SAN RAFAEL HIGH SCHOOL
150 3RD STREET SAN RAFAEL, CA 94901

Project
AQUATIC CENTER

Sheet Title
DAWG HOUSE PLANS

Client Project Number: Client Proj. #

Scale: As indicated
Drawn By: Author
Checked By: Checker
Issue Date: Issue Date
Revit Version: 2023

Sheet
A2.31

Sheet of 26

5/18/2023 11:38:37 AM C:\Revit_Locals\6010_SRHS_Aquatic_Center_R23_akinstMP62Q.rvt

GRAPHIC SCALES: 1/16" = 1'-0" (0, 5', 50') | 1/8" = 1'-0" (0, 5', 25') | 1/4" = 1'-0" (0, 1', 12') | 1/2" = 1'-0" (0, 1', 6') | 3/4" = 1'-0" (0, 4') | 1" = 1'-0" (0, 1', 3') | 1 1/2" = 1'-0" (0, 2') | 3" = 1'-0" (0, 1')

IF THIS SHEET IS NOT 30"x42" , IT IS A REDUCED PRINT SCALE ACCORDINGLY

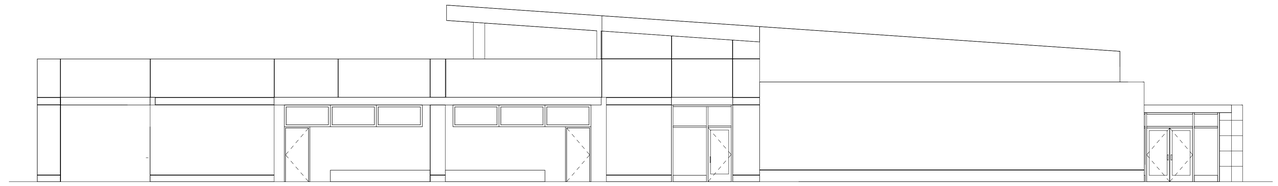

4 **DAWG HOUSE ELEVATION NORTH**
1/8" = 1'-0"

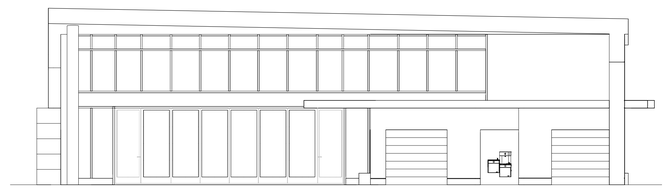

3 **DAWG HOUSE ELEVATION EAST**
1/8" = 1'-0"

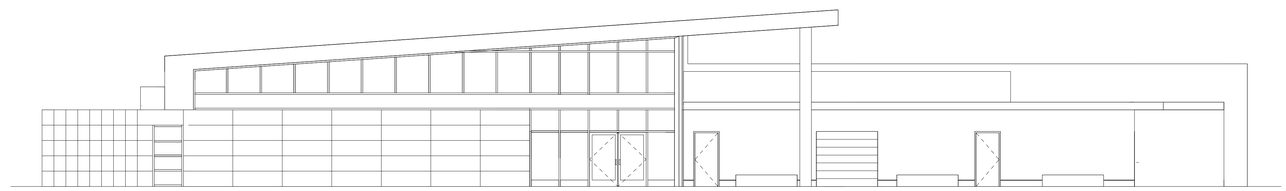

2 **DAWG HOUSE ELEVATION SOUTH**
1/8" = 1'-0"

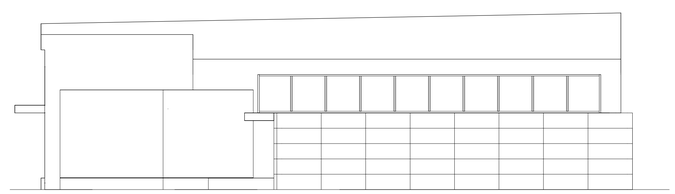

1 **DAWG HOUSE ELEVATION WEST**
1/8" = 1'-0"

SAN RAFAEL CITY SCHOOLS

310 NOVA ALBION WAY
SAN RAFAEL, CA 94903
TEL: 415.492.3200 FAX: 415.492.3229

Revisions

Delta	Date	Revisions	By

This document is the property of the Owner and is not to be used without his written permission.

Architect/Engineer Of Record:

LICENSED ARCHITECT W. LEE POLLARD C-13315 11-30-2021 RENEWAL DATE STATE OF CALIFORNIA

HIBSER YAMAUCHI Architects, Inc.
300 – 27th Street
Oakland, CA 94612
510.446.2222 tel | 510.446.2211 fax

HY Architects Project number: 6010

Facility

SAN RAFAEL HIGH SCHOOL
150 3RD STREET SAN RAFAEL, CA 94901

Project

AQUATIC CENTER

Sheet Title

DAWG HOUSE ELEVATIONS

Client Project Number: Client Proj. #

Scale: 1/8" = 1'-0"
Drawn By: Author
Checked By: Checker
Issue Date: Issue Date
Revit Version: 2023

Sheet
A3.31
Sheet of 26

5/18/2023 11:38:38 AM C:\Revit_Locals\6010_SRHS_Aquatic_Center_R23_akinsMPK2Q.rvt

GRAPHIC SCALES: 1/16" = 1'-0" (0, 5', 50') | 1/8" = 1'-0" (0, 5', 25') | 1/4" = 1'-0" (0, 1', 12') | 1/2" = 1'-0" (0, 1', 6') | 3/4" = 1'-0" (0, 4') | 1" = 1'-0" (0, 1', 3') | 1 1/2" = 1'-0" (0, 2') | 3" = 1'-0" (0, 1')

IF THIS SHEET IS NOT 30"x42" , IT IS A REDUCED PRINT SCALE ACCORDINGLY

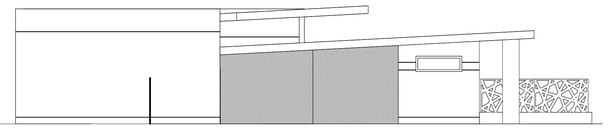

2D POOL MECH. ELEVATION NORTH
1/8" = 1'-0"



2C POOL MECH. ELEVATION EAST
1/8" = 1'-0"

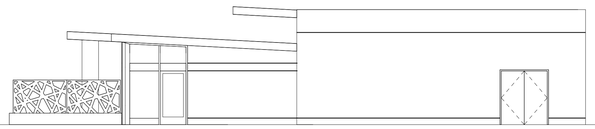

2B POOL MECH. ELEVATION SOUTH
1/8" = 1'-0"

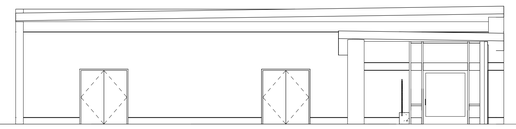

2A POOL MECH. ELEVATION WEST
1/8" = 1'-0"

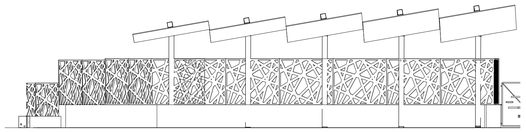

1D SHADE STRUCTURE ELEVATION EAST-NORTH
1/8" = 1'-0"

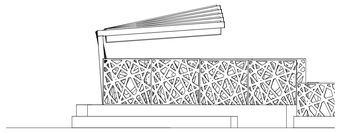

1C SHADE STRUCTURE ELEVATION SOUTH-EAST
1/8" = 1'-0"

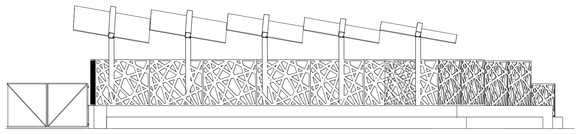

1B SHADE STRUCTURE ELEVATION WEST-SOUTH
1/8" = 1'-0"

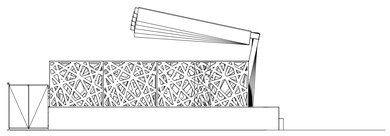

1A SHADE STRUCTURE ELEVATION NORTH-WEST
1/8" = 1'-0"

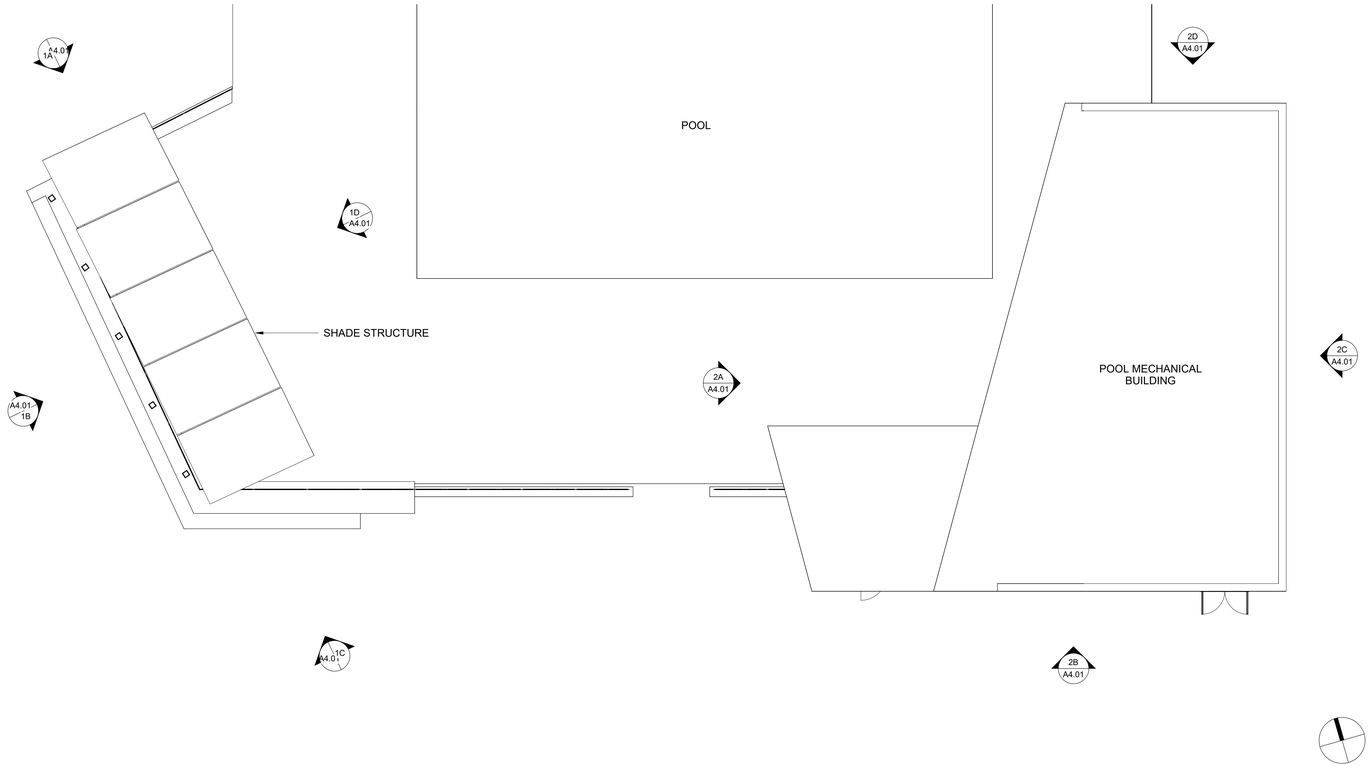

2 SHADE STRUCTURE AND POOL MECHANICAL ROOF PLAN
1/8" = 1'-0"

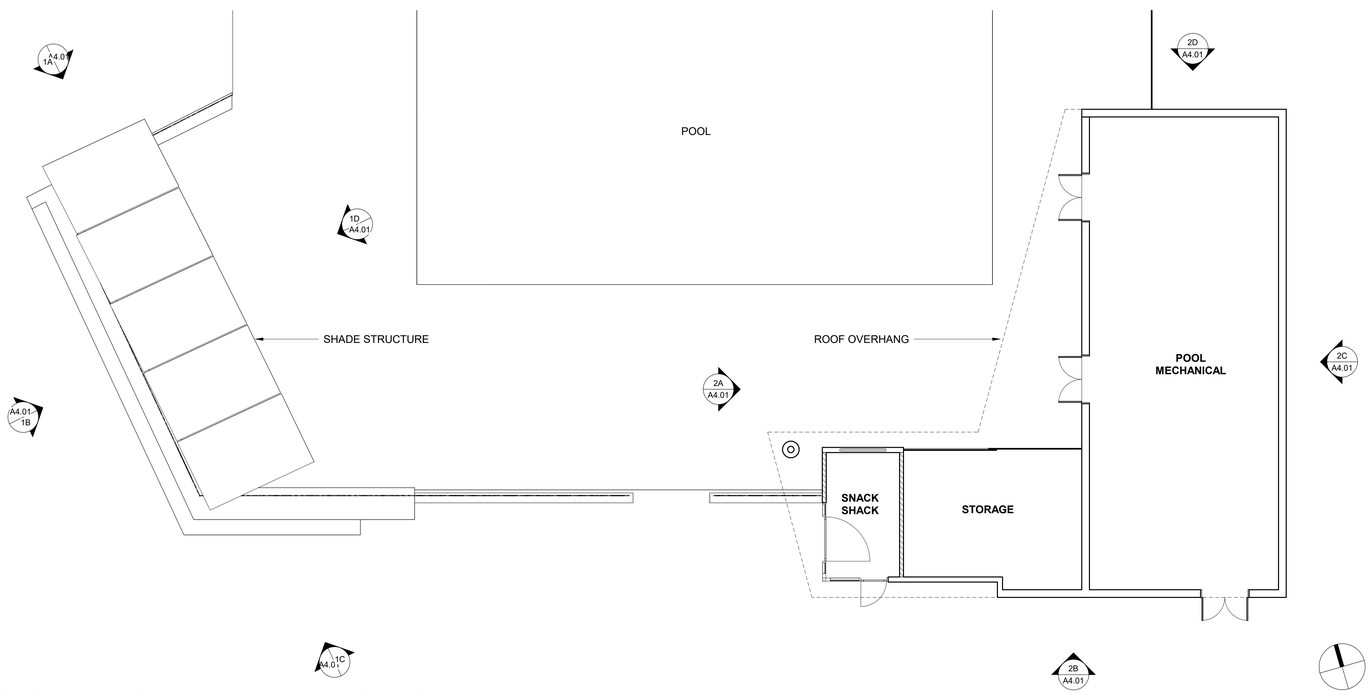

1 SHADE STRUCTURE AND POOL MECHANICAL FLOOR PLAN
1/8" = 1'-0"

SAN RAFAEL CITY SCHOOLS

310 NOVA ALBION WAY
SAN RAFAEL, CA 94903
TEL: 415.492.3200 FAX: 415.492.3229

Revisions

Delta	Date	Revisions	By

This document is the property of the Owner and is not to be used without his written permission.

Architect/Engineer Of Record:

LICENSED ARCHITECT W. LEE POLLARD C-13315 11-30-2021 RENEWAL DATE STATE OF CALIFORNIA

HIBSER YAMAUCHI Architects, Inc.
300 – 27th Street
Oakland, CA 94612
510.446.2222 tel | 510.446.2211 fax

HY Architects Project number: 6010

Facility
SAN RAFAEL HIGH SCHOOL
150 3RD STREET SAN RAFAEL, CA 94901

Project
AQUATIC CENTER

Sheet Title
SHADE STRUCTURE & POOL MECHANICAL PLANS & ELEVATION

Client Project Number: Client Proj. #

Scale: 1/8" = 1'-0"
Drawn By: Author
Checked By: Checker
Issue Date: Issue Date
Revit Version: 2023

Sheet
A4.01
Sheet of 26

C:\Revit_Locals\6010_SRHS_Aquatic_Center_R23_akinsMP62Q.rvt
5/18/2023 11:38:40 AM

GRAPHIC SCALES: 1/16" = 1'-0" (0, 5', 50') | 1/8" = 1'-0" (0, 5', 25') | 1/4" = 1'-0" (0, 1', 12') | 1/2" = 1'-0" (0, 1', 6') | 3/4" = 1'-0" (0, 4') | 1" = 1'-0" (0, 1', 3') | 1 1/2" = 1'-0" (0, 2') | 3" = 1'-0" (0, 1')

IF THIS SHEET IS NOT 30"x42" , IT IS A REDUCED PRINT SCALE ACCORDINGLY

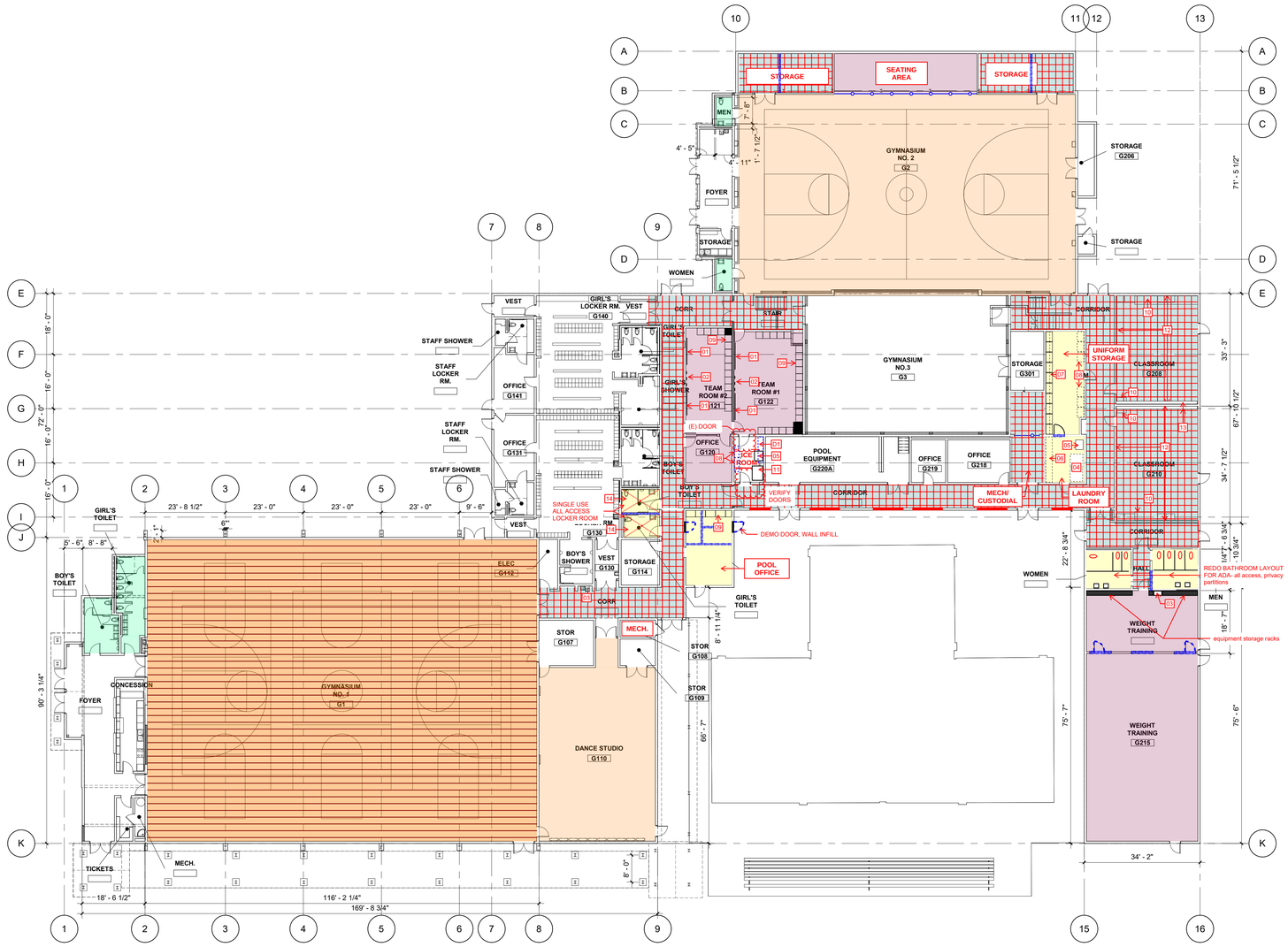

1 OVERALL FLOOR PLAN

1/16" = 1'-0"

LEGEND

- (E) EPOXY RESIN FLOOR- CLEAN & TOP COAT
- (E) WOOD FLOOR- POLISH
- (E) VCT OR CARPET- REMOVE, POLISH OR ACID ETCH CONCTRETE FLOOR BELOW
- NEW RUBBER SPORT FLOOR
- NEW RAISED WOOD SPORT FLOOR
- GUT ROOM & REDO ALL FINISHES FOR NEW USE
- NEW WALL
- NEW DOUBLE PANED WINDOWS @ (E) OPENING, REMOVE (E) WINDOWS
- DEMOLISH (E) WALL
- DEMOLISH (E) CHAINLINK FENCING/GATES, POSTS

NOTES

01	8 LF WHITEBOARD
02	WALL MOUNT TV
03	HYDRATION STATION- REPLACE (E) DF WHERE OCCURS
04	REPLACE DOMESTIC WASHER/DRYER WITH COMMERCIAL WASHER/DRYER
05	UTILITY SINK
06	WORK COUNTER
07	FULL HEIGHT HANGING SHELVES (DOUBLE TIER)
08	FULL HEIGHT ADJUSTABLE SHELVES
09	2 TIER 2'X2' LOCKER (TOP & BOTTOM) WITH HANGING SHELF IN THE MIDDLE
10	REMOVE (E) CASEWORK
11	REPLACE ICE MACHINE
12	REPLACE TACKABLE WALL SURFACING
13	REPLACE (E) COUNTER WITH TEACHING WALL TO MATCH STEAM
14	DIG OUT SLAB, NEW FLOOR, SLOPE TO DRAIN & FLOOR DRAIN

01 @ (E) ICE ROOM:
DEMOLISH (E) UPPER/LOWER CASE WORK, SINK, & FULL HEIGHT WARDROBE CABINETS. REMOVE (E) ICE MACHINE.

1. PAINT ALL INTERIOR WALLS, DOORS, FRAMES, & HARD CEILINGS.
2. PROVIDE NEW BOGEN CLOCK/BELL/PA SYSTEM FOR ALL SPACES.

SAN RAFAEL CITY SCHOOLS

310 NOVA ALBION WAY
SAN RAFAEL, CA 94903
TEL: 415.492.3200 FAX: 415.492.3229

Revisions

Delta	Date	Revisions	By

This document is the property of the Owner and is not to be used without his written permission.

Architect/Engineer Of Record:

HIBSER YAMAUCHI Architects, Inc.
300 – 27th Street
Oakland, CA 94612
510.446.2222 tel | 510.446.2211 fax

HY Architects Project number: 6010

Facility

SAN RAFAEL HIGH SCHOOL
150 3RD STREET SAN RAFAEL, CA 94901

Project

AQUATIC CENTER

Sheet Title

OVERALL FLOOR PLAN

Client Project Number: Client Proj. #

Scale: As indicated
Drawn By: AA
Checked By: LP
Issue Date: Issue Date
Revit Version: 2023

Sheet

A2.01

Sheet 7 of 26

C:\Revit_Local\6010_SRHS_Aquatic_Center_R23_aabusharar\DPV\JC.rvt

5/9/2023 2:56:46 PM

GRAPHIC SCALES: 1/16" = 1'-0" (0, 5', 50') | 1/8" = 1'-0" (0, 5', 25') | 1/4" = 1'-0" (0, 1', 12') | 1/2" = 1'-0" (0, 1', 6') | 3/4" = 1'-0" (0, 4') | 1" = 1'-0" (0, 1', 3') | 1 1/2" = 1'-0" (0, 2') | 3" = 1'-0" (0, 1')

IF THIS SHEET IS NOT 30"x42" , IT IS A REDUCED PRINT SCALE ACCORDINGLY

1 2 3 4 5 6 7 8 9 15 16

ROOF SCOPE SKETCH, NOT TO SCALE

SAN RAFAEL CITY SCHOOLS

310 NOVA ALBION WAY
SAN RAFAEL, CA 94903
TEL: 415.492.3200 FAX: 415.492.3229

Revisions

Delta	Date	Revisions	By

This document is the property of the Owner and is not to be used without his written permission

Architect/Engineer Of Record:

HIBSER YAMAUCHI Architects, Inc.
300 – 27th Street
Oakland, CA 94612
510.446.2222 tel ¦ 510.446.2211 fax

HY Architects Project number: 6010

Facility

SAN RAFAEL HIGH SCHOOL
150 3RD STREET SAN RAFAEL, CA 94901

Project

AQUATIC CENTER

Sheet Title

OVERALL ROOF PLAN

Client Project Number: Client Proj. #

Scale: As indicated
Drawn By: Author
Checked By: Checker
Issue Date: Issue Date
Revit Version: 2023

Sheet

A2.02

Sheet of 26

C:\Revit_Local\6010_SRHS_Aquatic_Center_R23_aabushara\DPYxJC.rvt

5/9/2023 2:56:47 PM

GRAPHIC SCALES: 1/16" = 1'-0" (0, 5', 50') | 1/8" = 1'-0" (0, 5', 25') | 1/4" = 1'-0" (0, 1', 12') | 1/2" = 1'-0" (0, 1', 6') | 3/4" = 1'-0" (0, 4') | 1" = 1'-0" (0, 1', 3') | 1 1/2" = 1'-0" (0, 2') | 3" = 1'-0" (0, 1')

IF THIS SHEET IS NOT 30"x42" , IT IS A REDUCED PRINT SCALE ACCORDINGLY

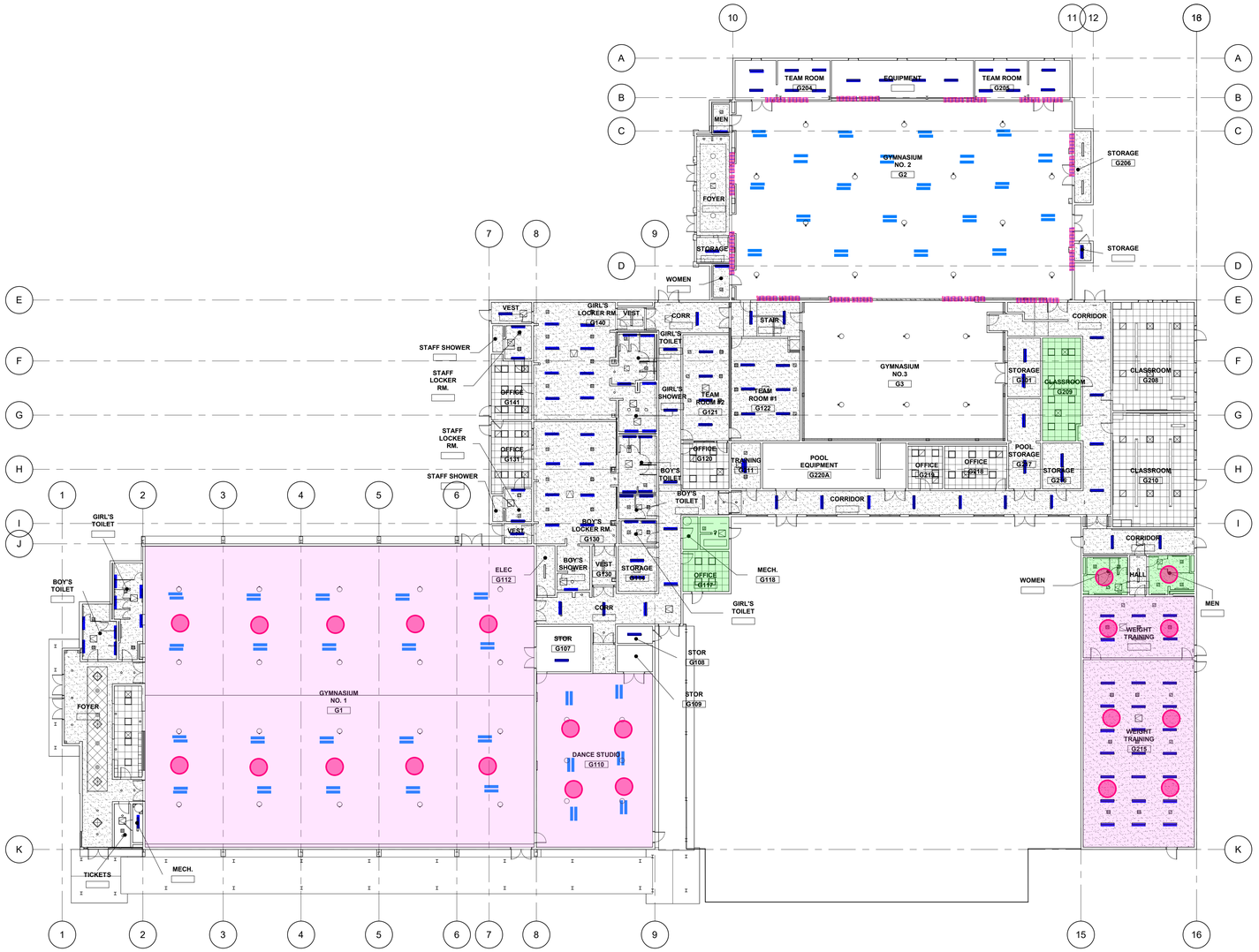

1 **FIRST LEVEL A.F.F.**
1/16" = 1'-0"

LEGEND

- REPLACE (E) SURFACE MOUNTED FLOURESCENT LIGHT WITH SURFACE MOUNTED LED FIXUTRE
- REMOVE (E) PENDANT LIGHTING & REPLACE WITH NEW
- NEW CEILING, LIGHTING, & MECHANICAL DISTRIBUTION
- (E) GYP CEILING, PAINT
- (E) SUPENDED CEILING TO REMAIN, REMOVE ALL GRILLES, VENTS, AND LIGHT LENSES- CLEAN & REPLACE
- NEW MECHANICAL DISTRIBUTION- DUCT WORK & GRILLES THIS ROOM
- KALWALL INFILL PANEL - 3'X8' (22 TOTAL)
- N SOLATUBE W/ELECTRIC BLACKOUT SHADES FOR GYM 1

SAN RAFAEL CITY SCHOOLS

310 NOVA ALBION WAY
SAN RAFAEL, CA 94903
TEL: 415.492.3200 FAX: 415.492.3229

Revisions

Delta	Date	Revisions	By

This document is the property of the Owner and is not to be used without his written permission.

Architect/Engineer Of Record:

HIBSER YAMAUCHI Architects, Inc.
300 – 27th Street
Oakland, CA 94612
510.446.2222 tel | 510.446.2211 fax

HY Architects Project number: 6010

Facility

SAN RAFAEL HIGH SCHOOL
150 3RD STREET SAN RAFAEL, CA 94901

Project

AQUATIC CENTER

Sheet Title

REFLECTED CEILING PLAN

Client Project Number: Client Proj. #

Scale: As indicated
Drawn By: AA
Checked By: LP
Issue Date: Issue Date
Revit Version: 2023

Sheet

A6.01

Sheet 11 of 26

C:\Revit_Locals\6010_SRHS_Aquatic_Center_R23_aabsahara\DPYJC.rvt

5/9/2023 2:56:49 PM